



# Evergreen Garden Club

## The Wild Iris

Volume 18, Issue 1 January 2005

### *A Word from the President...*

Dear Members,

By the time we see each other it will be a new year. A new beginning of many things for each person. I try each year to test out something new in the garden... who knows who (what plant) will be my new victim of experimentation. I am hoping for lots of moist weather like last spring to assist with my success.

We have a big year ahead of us as a club with our Garden Tour coming. We need to have all our committees in place by the end of our January meeting. Also we will need to decide how we should celebrate our 40<sup>th</sup> year.

Our December meeting was lots of fun. Irma played some great seasonal tunes for us on the piano, we "crafted" together and we shared lunch. I think we are lucky to have such a warm and friendly club of people to enjoy the holidays with.

This month we have Karla educating all of us on pruning. I am looking forward to learning some new tricks on how to get more out of bushes and trees by being more selective in their growth.

Bring your questions and any suggestions to the next meeting. See you there!

Tricia

#### **Inside this issue:**

|                    |   |
|--------------------|---|
| Club News .....    | 2 |
| Minutes .....      | 3 |
| Garden Fence ..... | 5 |
| Horticulture ..... | 7 |

#### **EGC 2004-2005 Board Members**

##### **President:**

Tricia Scott

##### **Vice Presidents:**

Karla Briggs

Beth Feldkamp

##### **Secretary:**

Joan Reynolds

##### **Treasurer:**

Lori Lapp

The **Wild Iris** is a free monthly publication for members of the Evergreen Garden Club.

**Meetings** are held on the second Tuesday of the month from Sept. to June at Church of the Hills, Buffalo Park Rd, Evergreen at 9:15 am. All are welcome.

For **membership** information please contact Lori Lapp at 303-838-8360 or membership@evergreengardenclub.org

**Newsletter Contributions** are due by the 20th of each month to Kathi Grider at 303-670-6909 or wegriders@speedtrail.net

**Newsletter Editor & Website**  
Liz Hamilton liz1001@earthlink.net  
editor@evergreengardenclub.org

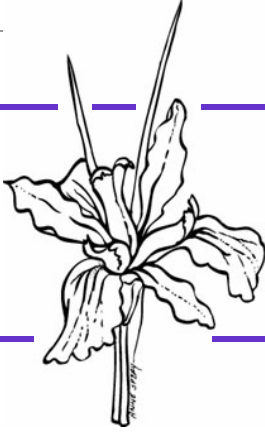
### *Membership Meeting - January 11, 2005*

#### **The Kindest Cut**

Member Karla Briggs will present a program on pruning evergreens, shrubs and deciduous trees. She will discuss how pruning helps improve the health and safety of plants, as well as the correct time and tools to use.

See you at 9:15 at Church of the Hills on Buffalo Park Road.

Remember to bring your plants and cuttings for the World Gardening table, and your coffee mug. See you there!



# Garden Club News

***Welcome new member!!!! Christine M. Gray***

## **2005 Happy New Year!**

Those darn New Year resolutions are upon us again. But get this. The early Babylonians' most popular New Year resolution was to return borrowed farm equipment.

But any kind of resolution--garden or otherwise--would make a lot more sense if we all still lived in Babylon. New Year celebrations 4,000 years ago took place with the first visible crescent of the moon following the Vernal Equinox, or the first day of spring.

And that's a perfect time for New Years. Things are sprouting then, starting to bloom and baby animals are being born. Come spring there's always that feeling of newness, the feeling that one can start afresh.

Even the early Romans continued to observe New Year in late March--until they began fooling around with the calendar. Then in 153 BC the senate declared January 1 to be the beginning of the new year. Typical politics. The day has absolutely no astronomical or agricultural significance whatsoever.

And then if we compare our festivities with those of earlier times, ours definitely pale in comparison. The Babylonian New Year celebration lasted eleven days, and no doubt the Romans had a good time too.

But however long you celebrate and whatever form it takes, have a Happy 2005.

*From Santa Fe Greenhouses Newsletter*

## *Minutes of the December 14, 2004 Meeting*

President Tricia Scott called the meeting to order at 9:40 AM. Twenty-five members were in attendance. The board presented Irma Wolf with a Christmas Music Book in appreciation for her years of delightful entertainment at our December meetings. Her fine piano playing has kept us humming and in cheery spirits for many a holiday meeting. Irma told us of the Bootstraps scholarship dinner at the Lakehouse she got to attend and what a marvelous time she had.

The club unanimously approved increasing our Bootstraps scholarship donation to \$2000 for the 2005 scholarship. Bootstraps will match it with \$1000.

Treasurer Lori Lapp reported that we have \$9057.48 in Savings, \$5.50 in Checking for a total net worth of \$9062.98.

Secretary Joan Reynolds had several correspondences to announce. We received a lovely thank you card from June Andrews for the flowers we sent her that Tricia had personally arranged. She also thanked the club for the many uplifting cards she had received. Joan reported that World's Children (the organization we send the World Gardening funds to) wrote thanking us for the check for \$393.50 we sent. They have distributed it to 16 Children's Homes overseas for gardening projects. Joan also reported that the Senior Resource Center had responded to our letter offering garden planning and planting. They reported that local garden professional, Mary Gaudin, had volunteered to raise the money to plan and plant the garden and that a professional company was used to do the initial planting. They will keep us apprised of any plant needs they may have in the future or assistance that they may need.

Vice President Karl Briggs reported that she will be doing next month's program on pruning. She also gave us the long history on the beautiful blooming red geraniums that were on each of the tables as well as the World Gardening table. She thought the story was akin to our club. Louise Mounsey's daughter, Diana, rescued these poor cuttings from a doomed trash death in Vail. She got them to us and Julaine Kennedy treated them for bugs and potted them up. Julaine referred to them as 'naked ladies' as they had no leaves, just sticks in pots. Karla Briggs put them in her greenhouse and coddled them for several months -- the result being incredibly tenacious plants that, with lots of love and support, survived and thrived!

Karla also reported that the Forest Heights Lodge Holiday Party was really nice this year. Tricia and Joan had picked out several different varieties of cacti this year to give the boys as well as a 6" cookie for each boy. There were many new faces at the lodge and many questions asked on how to care for the much appreciated plants. One older boy ran up to his room to get the plant he'd received last year to show off its growth.

Tricia announced that there were several donated orchids from the Holly Berry and Petals on the Parkway. She asked that each orchid be taken with a minimum of \$5 each for World Gardening. We were all treated to a new pair of gardening gloves. Fran Sorenson had met a gentleman at a holiday party for a couple of years that works for *Wells Lamont*. She impressed him with her knowledge that they make gloves. This year he contacted her to find out how many members are in our club and donated gloves for all! Any leftover gloves will be placed on the World Gardening Table at future meetings. A thank you will be sent to our generous donor, Jack Akin.

Tricia showed the club the newly restored Hiwan Homestead Garden sign that Joe Szekerczes had lovingly put back together. It had gone for many years without 'winterizing' and Joe kindly brought it back to its glory. The Club appreciates his beautiful craftsmanship and promises to bring it in for the winter for its final years.

*(Continued on pg. 4)*

(Continued from Minutes pg. 3)

Tricia announced that Liz Hamilton has returned as our Editor of the Wild Iris newsletter. Joan noted that anyone having difficulty downloading the W.I. should contact Liz. She is developing a checklist for members to help them when they have difficulties. A warm thank you was sent out to Melinda Stroupe for her generous efforts in being our Editor, even long distance!

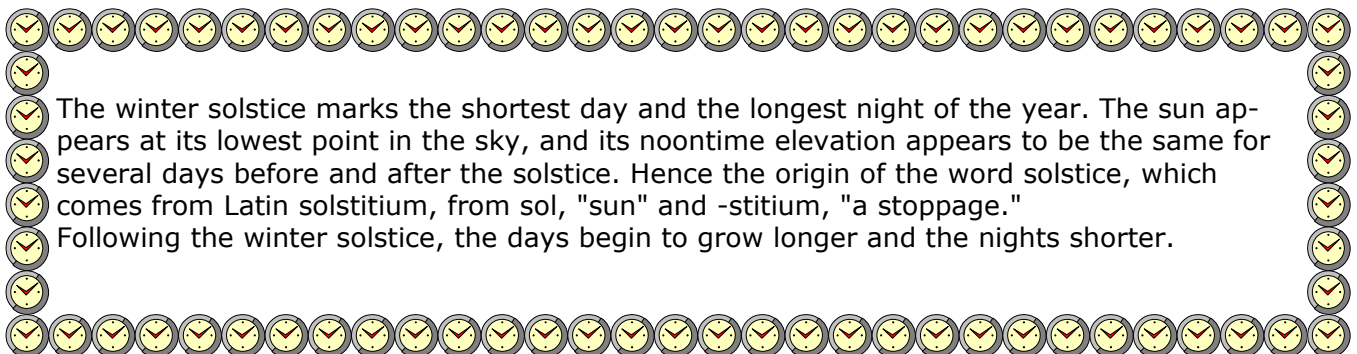
Tricia announced that we need to get moving on this next year's Garden Tour. She started a sign up sheet to be circulated that included all jobs that will need to be filled for this fundraiser. A tentative date of June 25 was chosen. The gardeners that will be on the tour will be sent out questionnaires in January. In the questionnaire will be a request for each gardener's top three "can't live without plants". We will feature one at each garden and also notify the local nurseries so they can stock up. Also in the sign up clipboard was a flyer for Diane Dummer's 'Holiday Soiree' at her home the following day. (A local woman who has done some great programs for us).

Tricia thanked ALL the committee people for their hard work in 2004 and wished us all a wonderful holiday. Door prizes including six *HARDY* red geraniums were drawn. The meeting was dismissed and we went on to decorate wreaths and make other holiday decorations, visit and shop for goodies brought by Tricia Scott (handmade beeswax candles), cards by Irma Wolf and many beautiful pressed flower items as well as lovely wreaths, holiday decorations, pet ornaments and the ever popular cat mats made by Karen MacFarquhar. She also has these items for sale at a holiday boutique in North Evergreen by Chow Down. New member Brenda Hatch also had some yummy toffee for sale that she donated to the World Gardening table. A lovely lunch, purchased by the club, was served to the members.

Respectfully submitted,  
Joan Reynolds, Secretary

Note:

The check for the club's contribution has been forwarded to Bootstraps!  
(see December 2004 minutes)





## Over The Garden Fence *By Julaine Kennedy*

I took a walk in the garden today. It's winter! According to my calendar it is winter. Winter solstice is just a week and three days away. EVERY garden plant has reached the stage of no return for this year. Even the violas and the 'sweet joanie r's' (until Joan R. confirms their official name) spent their final energy during the last warm spell the first part of December. It feels so good to see the development of the garden over the past year. Most of you are aware of the orphan plants that stow home with me to be tested for their strength and endurance.

This year's orphan plant is a peony bush that was plopped down in the soil a couple of years ago. I kinda forgot it and it didn't prosper and wave its abundant blooms. We dug that garden up early this spring and prepared for new beds and the bocce lawn. There was a tiny, solitary peony pushing and puffing out of the soil. I shoulda' potted it up until I had a final growing space for it but as usual my hyperactive mind plopped it down a second time. It really was a perfect spot for a peony that doesn't like transplanting! Later this summer the unexpected gift of a bit more sod required that Ms Peony's perfect spot was no longer perfect. We talked about it. I told her I thought she had the perseverance to be the queen of the east garden. I promised her that I would feed her well and give all the credit to her for overcoming a difficult three years.

I checked on Ms Peony today, there are healthy buds at the base of the plant. Now that's a wonderful discovery in times like we are experiencing in our world today.

Usually I cut back the dead growth of perennials about this time. I cleaned up a few back in October, and I find that this year I like to see evidence of a garden during the winter, even if it's dried up. The birds find a quick pit stop as they search for food. Even the squirrel can hide from the crows and magpies in the plant debris.


There are a few plants that are prone to powdery mildew such as rose and columbine. I got rid of their infected parts in September...to the landfill they went. For those of you who have repeated outbreaks of powdery mildew, it is one of the most widespread and easily recognized plant diseases. It is most severe in warm dry climate and it doesn't need water on the leaf for the infection to take place. Many of you have observed this fungus on lilacs, Virginia creeper, peas, bee balm and the plants listed above. The fungus is host specific and can only thrive on its particular host. The fungi overwinter on plant debris and in the spring the spores move to susceptible host tissue by splashing raindrops, wind or insects. Rather than wait for powdery mildew outbreak there are cultural practices that can reduce or prevent the outbreak. Purchase resistant varieties when available. When resistant varieties are not available be sure to not plant susceptible plants in low, shady locations. Avoid late-summer nitrogen fertilizer applications that produce succulent tissue. Avoid over-head watering to help reduce the relative humidity. Do not compost infected plant debris. Selectively prune overcrowded plant material to help increase air circulation. This especially helpful for overcrowded flower beds...it doesn't require severe pruning to reduce powdery mildew. Think of it as being stuck in a small box, only big enough to cram you in and shut the lid. Obviously you would immediately try to pop the top or jab holes in the box. It doesn't take much to improve air circulation. Powdery Mildew is found on indoor houseplants too. Indoors, a simple solution would be to destroy all infected plant parts, clean the planting area of dust and decayed matter and arrange pots with more air space circulating between the plants. [www.extcolostate.edu](http://www.extcolostate.edu)

**Fact Sheet 2.90**

*(Continued on pg. 6)*

*(Continued from Over the Garden Fence pg. 5)*

I understand that many of you have already begun getting 2005 seed catalogs. Now that's a good sign, huh? When garden seeds no longer excite you check out the library for this wonderful book about building a garden in the midst of New York.



### **Paths of Desire: The Passions of a Suburban Gardener**

It tells a story that many of us can relate to. The author Dominique Browning, House & Garden editor begins with a simple renovation project that places her deep in the dirt beyond her wildest dreams. She deals with the animals and people that come and go, until now unknown history to her. By the time you reach the final page it is more than the garden that is changed. I believe this would be good reading for mountain gardeners. It can't be all that difficult in the 'burbs. Or maybe mountain gardening is a piece of cake.

Karla Briggs will be educating us on simple pruning. This is one of the most under used garden techniques. Bring your pencil and notebook. Get ready for some to do some healthy and useful pruning this spring.

---

The Horticulture article this month comes from an article written by Fran Sorin. USA Weekend Dec.17-19, 2004.

I liked the article & even though she lives in Philadelphia, could be adaptable for Colorado. When I checked out her website I was very impressed!! She's one of us!!!

Welcome and Happy New Year!!!

I strongly believe that gardening can help all human beings live a healthier life; both emotionally and physically. The 'act' of gardening can be one of the most profound ways of unearthing the creative spirit deep within each one of us. Once you gain access to this essence of yourself, you will begin to see and feel how living creatively opens up new vistas in your imagination and windows of opportunity. Your life will take on new meaning and you will feel more joyful and full of energy. Enter my site and join me on this journey to begin to learn about the wonders and joys of gardening; and to unleash your creative soul.

*To receive her free newsletter, go to **fransorin.com**.*

# HORTICULTURE

## Create an indoor tropical garden

You can have beauty and fragrance all year long. Here's how.

By Fran Sorin

**Years ago** I began acquiring tropical plants for my outdoor garden and found I had success with practically all of them, thanks to the hot, humid summers in the Philadelphia area. When colder weather came, I didn't want to lose them, so I took cuttings and brought them indoors. Thus a tropical indoor garden was born, and I've had the year-round pleasure of these aromatics ever since.

As long as the natural climatic requirements of these specimens are copied indoors, you, too, should have success. If you can't meet the sunlight needs of the plant, simply use grow lights or switch to a specimen that can thrive in partial shade. Also, be vigilant about checking for insects. I spray neem oil bimonthly on the plants' leaves (both the upper and the lower surfaces) to prevent infestation.

It's difficult to choose a favorite tropical plant, but it's simply glorious to have an angel's trumpet blooming in my kitchen as snow is falling outside.

**Brugmansia.** This large shrub is also known as angel's trumpet. It's grown for its very large, fragrant, pendulous trumpet flowers. These plants prefer a hot climate, and they thrive in a sunny site in light, fertile, well-drained soil. One of my favorite angel's trumpets is *Brugmansia* "Charles Grimaldi." At maturity, it reaches 6 feet in height, with large, aromatic, orangish-yellow flowers. It most often blooms from mid-fall through spring. Water well during the growing season.

**Jasminum.** Commonly known as jasmine, this genus consists of more than 200 fragrant shrubs and vines, largely from Asia and Africa. Jasmines can be used effectively indoors when planted in fertile, well-drained soil. My current favorite plant is *Jasminum azoricum*, a dense-growing vine that flowers profusely from spring through fall and intermittently in winter when grown in sunny, warm conditions. *Jasminum azoricum* consists of clusters of multi-petaled, pure-white blooms that emerge over several weeks. Its minimum temperature is 50 degrees Fahrenheit, and at maturity it is 3 feet tall.

**Brunfelsia.** This is a small shrub that comes from the woodlands of tropical North, Central and South America. It has magnificently fragrant flowers with a narrow tube that flares into five petals, whose colors change as the plant matures. These need well-drained, fertile soil and prefer full sun, but they can handle afternoon shade. When in growth, water freely and apply fertilizer every three to four weeks.

*Brunfelsia* does well in pots and should be pruned after flowering to keep it bushy. My favorite species is *Brunfelsia isolata*. This plant has 2-inch flowers that emerge white, then age to bluish-lavender. Its evening fragrance fills up any room. At maturity it's 2 feet tall. It tolerates dryness well and can remain in the same pot for years.

**Murraya.** These citrus-related trees and shrubs, originally from Asia, have aromatic foliage and creamy white flowers. Murrayas do well in full or partial sun in humus-rich, moist but well-drained soil. *Murraya paniculata*, also known as orange jasmine, is my favorite; it's compact with white, waxy flowers. It's perfect for pots and is constantly in bloom.

**Gardenia.** Who isn't familiar with the intoxicating scent of the gardenia and its long-blooming flowers? This genus boasts more than 200 species of evergreen trees and shrubs from tropical Africa and Asia. Indoors, gardenias need an acidic potting mix, full or partial sun and a minimum temperature of 60 degrees. A perfect indoor specimen, "Belmont," produces large, cream-colored blooms most heavily in winter and into spring.

Evergreen Garden Club  
PO Box 1393  
Evergreen, Colorado 80437  
[www.evergreengardenclub.org](http://www.evergreengardenclub.org)



**Denver Botanic Gardens Schedule of Events**     [www. botanicgardens.org](http://www.botanicgardens.org)

The Denver Botanic Gardens has its 2005 Winter Catalog adult programs listed on line. You'll find intriguing classes --- from "Gardens for Every Room in the House" to "Traditional Celtic Herbs and Lore" to "Plant Journaling and Lettering." So why not take a class while you're yearning for the warmer days of gardening? If you're not a member of the gardens, go on-line at [www. botanicgardens.org](http://www.botanicgardens.org) to view the class offerings and even to register.