



Evergreen Garden Club

WILD IRIS



FEBRUARY 2017

Happy Valentine's Day!

Our meeting this month will be fun. Bring a favorite item that you own with a flower or flowers on it and explain why it is special to you.

We will discuss the upcoming Earth Day which is April 22nd.

Here are some words to think about: *"Gardens are a result of collaboration between art and nature"* (Penelope Hobhouse).

I hope to see you at the meeting.

Your President,
Joan Evashevski

NEXT MEETING
TUESDAY
February 14, 2017
BERGEN PARK FORE
HOUSE
9:00 a.m. Social
9:30 a.m. Meeting

FEBRUARY'S PROGRAM

The program for February will be called *'Show and Tell' plus 'A Great Flower Quiz'*. Please bring something with flowers on it for display.

Bring something that you particularly love and tell us the story behind receiving it as a gift, buying it or inheriting it, etc.

The flower quiz will be done with a partner so brush up on flower names if you have time.

This should be a fun meeting!

Evergreen Garden Club Minutes
January 10, 2017

The meeting was called to order by President, Joan Evashevski at 9:37 a.m. Board members present were 1st Vice President, Linda Doty, 2nd Vice President Annell Hoy, Jane Wingquist, Susan Blake, Past President, and Gloria Owens, Secretary. Absent: Susan Garcia & Linda Berteau.

The President announced the January birthdays: Diana Aldridge, Marilyn Duvon, Leslie Jordan, Jan Parks and Stacy Peters. Guests introduced were Jeannie Aston, Meredith , and Joe Nystrom

Secretary Report: Minutes were approved as written. Gloria Owens announced birthday cards have been scheduled to be mailed.

January Program: Lindy Doty announced the program for February 14, 2017 "Show & Tell" plus a flower garden quiz. Members are to bring an item with a flower on it; i.e. tea cup, plate, art, cloth or porcelain were some suggestions.

2nd Co Vice-President: Annell Hoy reminded members to sign a waiver form, if they had not done so. The purpose is for Club liability protection when working at events or in the community gardens.

Treasurer: Jane Wingquist reported there is \$2,681 in the checking account and \$16,827 in the savings account. Only expenses were Holiday Party. She reminded members of Safeway or King Sooper, cards are available for purchase.

Hospitality: Annell Hoy passed a clipboard for signups for refreshments for the February 14 meeting.

Publicity: No Report.

Natural Resources: Mary Dickoff reported live Christmas trees can be taken to Marshdale, Lutheran Church for disposal on January 14, 2017.

Public Gardens: Lynn Dimmick reported all gardens are well except for the Bergen Park Circle garden. It was also reported that the Senior Resource Center of Evergreen will be having a plot at the Buchanan Community Garden and solicited volunteers from the garden club would sign up to help maintain it.

Historian: No report.

Earth Day: EGC has been active in Evergreen's Earth Day Celebration. The membership agreed to support the event scheduled for April 22, 2017 at the Lake House. Joan Evashevski will check with Diana to see if she would like to again lead this effort.

President Joan Evashevski reported Annell Hoy, Susan Garcia are the board members assigned to the nominating committee. Positions to fill are 1st Vice President, Secretary and Treasurer. She stated a non board member was needed for the committee. Jean Lipson volunteered to serve on the committee. She also recognized Louise Heern for the great job she has done on the Wild Iris. With no further business the meeting adjourned at 10:10 a.m.

Lindy Doty introduced Emily Jane (E.J.) Bennett, CSU Master Gardener. Program: Save a Seed, Save the Future. GMO Pros & Cons.

Respectfully Submitted,

Gloria Owens,
Secretary



EGC January Program
Emily Bennett, a Jeffco Master Gardener came to speak on the subject of Genetically Modified Food (GMO) The Pros and Cons.



Beautiful centerpiece designed by Annell Hoy.
Nobody goes hungry at the EGC Meetings!





A note from
Annell Hoy



IT'S YOUR TIME TO JOIN THE EGC BOARD!
Open Positions Beginning in June 2017 are:
Secretary (Know all the Inside Scoop!)
Treasurer (Money, \$Money, Money)
First Vice President (Speakers & Fun Activities!)
We have fun and get to know everyone!
Hope you can add your expertise to our group!!



Valentine's Day is on the way!



GO PAINT!
A paint your own pottery studio & more!

*Now featuring the unique,
Whimsical and wonderful world of* **Wee Scapes**

Easy & Breezy • No Appointment Necessary
Historic downtown Evergreen on Bear Creek
behind Baskin Robbins
Pottery * Mosaics * Fairy Gardens and so much more...



Creating a Winter Garden

At higher altitudes, winter can last a long time! **PLANT WITH INTENTION!** Place your favorites within view of your windows.



Unless they are diseased, leave the seed heads intact. They feed the birds and create beautiful winter interest.






When looking to plant a shrub or tree, think about what it can add to other seasons and a winter landscape. Many have bright colored berries and/or interesting bark.

Not sure what look you like? Visit Denver Botanical Gardens in the winter; or before you visit the garden center in the spring. Concentrate on the xeric and native sections. This will give you a much better idea of what the plants look like together in the context of a place. That's where you'll learn the most. It's also a good time to look at flowering shrubs and trees to see their true form.

Imagine these same landscapes if the gardener had cut everything back in the fall.



A Millet dream-come-true for the birds!



The interesting bark of the shrub Ninebark
(*Physocarpus opulifolius*)



Mountain Ash – beautiful in winter too!



Red Twig Dogwood in winter.



Rabbitbrush (*Chrysothamnus nauseosus*)
is an important native and
beautiful regardless the season.





Denver Rose Society Announcement

Rose Classes at Denver Botanic Gardens Begin Soon



Quick Links

DRS website
2017 Calendar
DRS Officer Contacts
Join the ARS

DRS Events

Please join us for the following Denver
Rose Society events:

First Member Meeting of the Year,
Guests, Visitors Welcome
Plant Society Building at DBG
February 11, 2017

"Soil and Roses"

Annual SymROSEium
Denver Botanic Gardens
April 1, 2017

SymROSEium

Pruning Workshop
Jeffco Detention Center Rose Garden
April 22, 2017

Pruning Workshop

Rocky Mountain District Rose Show
Denver Botanic Gardens
June 18, 2017

Rocky Mountain District Rose Show

Colorado is a great place to grow roses! Would you like to learn more about growing beautiful, healthy roses? Once again, the Denver Rose Society Speaker Outreach is offering affordable, friendly and highly informative classes at the Denver Botanic Gardens at 1007 York Street. Join us! Contact DBG to register, either online or by phone, or click on the link below the course description to register:

Online link to View Rose Classes:

[2017 Roses Classes at Denver Botanic Gardens](#)

Call the Registrar: [720-865-3580](tel:720-865-3580)

"Old Garden Roses Belong in Your Garden"

Saturday, January 21, 2017 10:00 a.m. to noon.

There is nothing quite like the fragrance, form, or history of an Old Garden Rose. Join Matt Douglas, owner of [High Country Roses](#), as he focuses on the beloved qualities of these enduring roses, many of which are recommended for the Denver climate. Attend this class to learn about some new-to-you but old and enduring, unusual varieties of roses.

[Old Garden Roses Belong in Your Garden](#)

"Growing Roses in Colorado - Planning a Rose Garden"

Saturday, January 28, 2017 10:00 a.m. to 12:00 noon.

Are you new to growing roses in Colorado? Do your rosebushes not grow and flower as well as you'd like them to? This is a great class to learn the basics and greatly increase your rose-growing success and enjoyment. Taught by Paige Tompson, rose growing expert and Denver Rose Society member.

[Growing Roses in Colorado - Planning a Rose Garden](#)

"Growing Roses in Colorado - Planning a Rose Garden"

Thursday, February 23, 2017 6:30 p.m. to 8:30 p.m.

This is your second opportunity to take this important class if you couldn't attend in January.

Are you new to growing roses in Colorado? Do your rosebushes not grow and flower as well as you'd like them to? This is a great class to learn the basics and greatly increase your rose-growing success and enjoyment. Taught by Tammy Jansen rose growing expert and past president of the Denver Rose Society.

[Growing Roses in Colorado - Planning a Rose Garden](#)

Denver Rose Society Announcement (Continued)



Rose Classes at Denver Botanic Gardens Begin Soon

"Shrub Roses for Every Garden"

Saturday, March 18, 2017, 10 a.m. to noon.

Shrub roses are splendid landscape choices for their trouble-free care, winter hardiness, striking colors and repeat bloom. Many are fragrant. Their versatility in borders, as hedges, groundcovers or background plantings makes them a perfect addition for Colorado gardens. There are many roses for you to choose from - new and old, and you'll leave the class with planting and best care practices that will turn your rose shrubs into top blooming stars. Taught by Betty Cahill, Denver Post Garden Writer and Denver Rose Society Member.

[Shrub Roses for Every Garden](#)

"Pruning and Training Your Roses"

Saturday, April 8, 2017, 10 a.m. to noon.

Pruning increases your rose's vigor and helps them reach their peak blooming power. This no-fear class will be taught by David Ingram, Master Rosarian with the American Rose Society. He will share practical, local tips on the when-how-why of pruning. David will show you how to train, prune and deadhead shrubs, hybrid teas, climbers and other rose types. And - you'll take home a simple rose care plan to help your roses have a great year!

[Pruning and Training Your Roses](#)

"Putting Your Rose Garden to Bed"

Saturday, October 7, 10 a.m. to noon.

Have any of your new rosebushes turned out to be "annuals"? Come learn how to help your rosebushes make it through our crazy Colorado winters, healthy and bursting with growth and beautiful flowers each new growing season. Taught by Peggy Williams, Master Rosarian with the American Rose Society.


[Putting Your Rose Garden to Bed](#)




NOTES FROM LANDSCAPE DESIGN 101

- ♥ Instead of planting one of many different plants, cluster the same or similar plants together.
- ♥ Vary the shape of the clusters; some long and narrow, some wide.
- ♥ Use larger masses with fewer plants; smaller masses when using a greater variety of plants.
- ♥ Generally better to increase the size of the masses, rather than the number of masses.

BEFORE



AFTER



FEBRUARY BIRTHDAYS

*Louise Heern
Cherie Luke
Frances Sorensen
Jeanne Erickson
Sandy Coleman
Carol Herczeg*



Please send any corrections, additions, or submissions
for the Wild Iris to louiseheern@gmail.com

HAPPY VALENTINES DAY! ♥